

Children and Young People's Services Scrutiny Committee

13 September 2023

**Performance Summary
Report (key slides)**

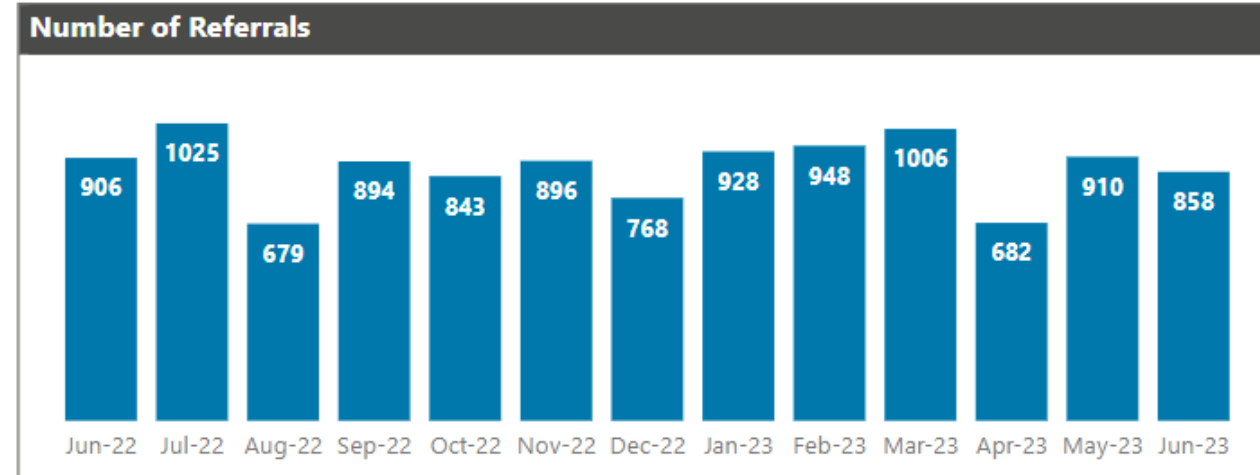
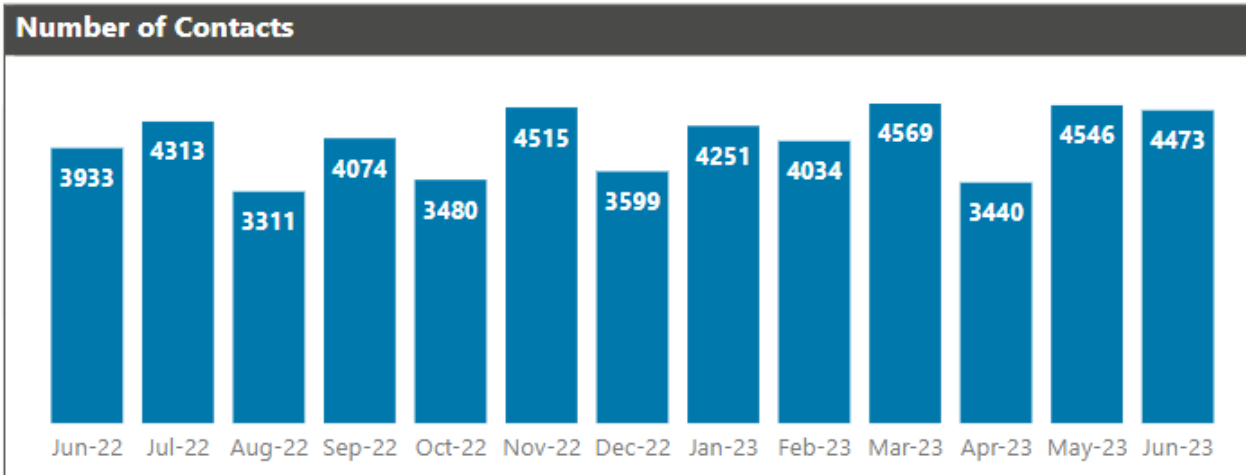
**to the end of
June 2023**



Contacts and Referrals

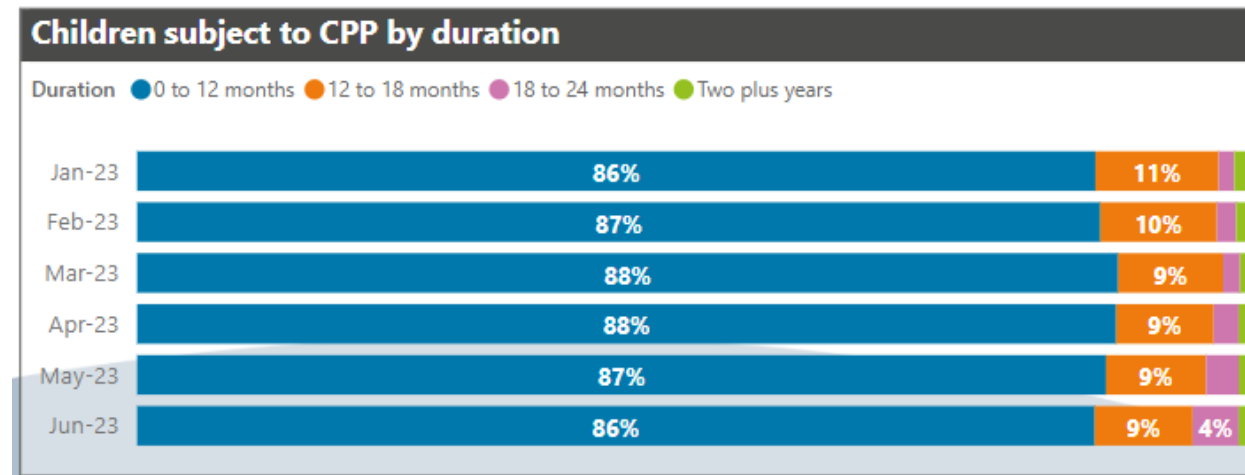
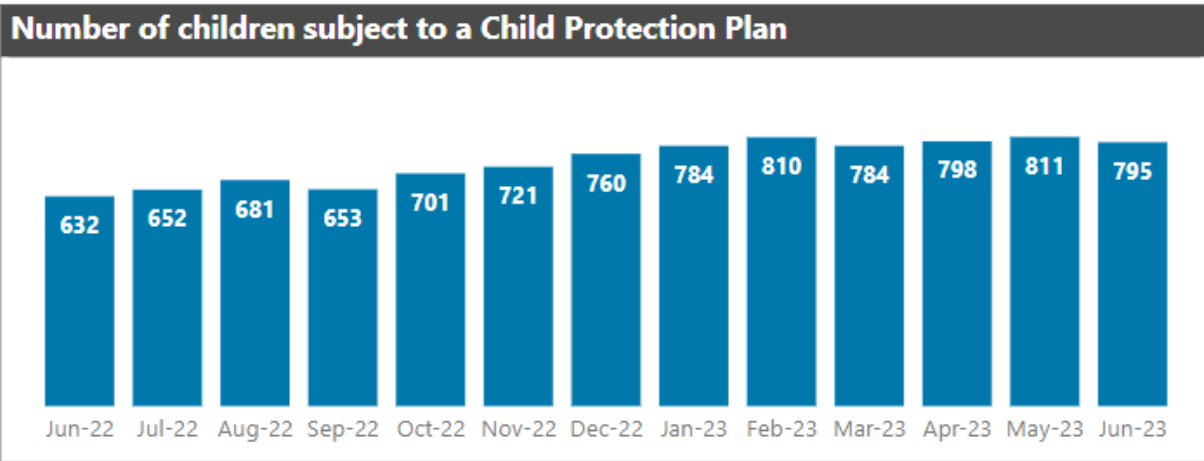


- ❑ Decreases across both Contacts and Referrals in June 2023. **Rate of Referrals 2021/22 National – 538, Statistical Neighbours – 413, West Sussex – 528 (Rolling 12 months Jul-22 to Jun-23- 597)**
- ❑ Conversion rate from Contact to Referral has decreased to **19%** (858/4473)
- ❑ Timeliness of Contacts in 3 days has remained at **91%** (4055/4473) - Rolling 12 months **94%** (Jul-22 to Jun-23)
- ❑ Referrals completed within 1 working day decreased to **98%**. (844/858)-Rolling 12 months **99%** (Jul22 to Jun23)
- ❑ **212** children were re-referred to Children's Social Care (**25%**). **Statistical Neighbours 27% and National Re-Referrals 22% (21/22) – Rolling 12 months (Jul-22 to Jun-23) 27% South East Q4 22/23 – 29%**



Child Protection Performance

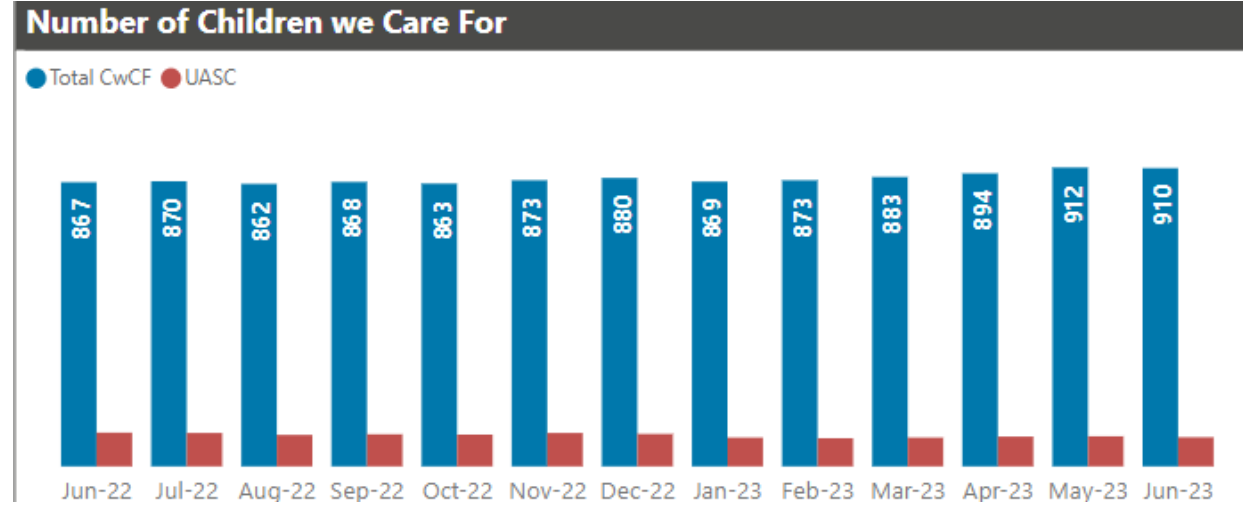
- ❑ Decrease in CP numbers in June 2023 to **795**; 1% (7 children) have been on a plan for more than 2 years.
- ❑ West Sussex Rate per 10,000 = **45.5** *Statistical Neighbours 35 and England 42 (21/22) SE Q4 22/23 - 43*
- ❑ ICPC timeliness **74%** (78/105) *SN 83% and England 80% (21/22) – Rolling 12 months 77% (Jul-22 to Jun-23)*
- ❑ RCPC timeliness **96%** (95/99) *SN 91% and England 89%(21/22) - Rolling 12 months 98% (Jul-22 to Jun-23)*
- ❑ Rolling 12 months 982 children started on CPP of those 254 were for a second/subsequent time ever which is **26%**, and 23 were for a second/subsequent time within 12 months which is **2%**.



Children We Care For



- Decrease in the number of children we care for at **910** for end June 2023 - West Sussex rate = **52** **Statistical Neighbours 50 and England 67 (21/22) SE Q4 22/23 – 58**
- 97%** (640/657) of Children we Care for have a care plan in place and **95%** (218/230) have a Pathway Plan in place
- 96%** (820/851) of Children we Care For had all of their reviews completed in time during the last 12 months.



% of CwCF who had all their reviews in time during the last 12 month period

% In Timescale	CwCF	In Timescale
96.4%	851	820

